



# Library Happenings!

## Reading Challenge

Have you challenged yourself to read a book each month yet?

Pick up a book and you just might

**"Discover or rediscover the joy of reading"!**



## CELEBRATING BOOK WEEK AT QHS

Book Week was celebrated last week in the QHS Library with a variety of Competitions.

Thank you to all the students and staff who participated in the Book Week activities.

Student Winners	Staff Winners
<b>Colouring In Competition</b>	<b>Colouring In Competition</b>
1 <sup>st</sup> – Joshua Redgrove	Mrs Craswell
2 <sup>nd</sup> – Mary-Jane Blundell- Abbott	
3 <sup>rd</sup> – Georgea Quayle	<b>Favourite Book Competition</b>
<b>Lantern Making Competition</b>	Ms Lees
1 <sup>st</sup> – Chrystal Johnson	
Runner-Up – Declan Fuz	<b>Bring your Favourite Book to Morning Tea Draw</b>
<b>Favourite Book Competition</b>	Mrs Lawlor
Chloe Partridge	
<b>Book Borrowing Draw</b>	
Jessica Forsyth	





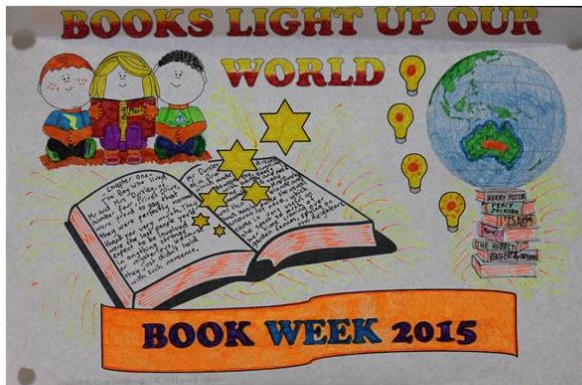
# Celebrating Book Week

## Books Light Up Our World







# Winning Colouring-in Entries




Joshua Redgrove

Mary-Jane  
Blundell- Abbott



Georgea Quayle

Mrs Craswell



# STRATEGY TO TRY THIS WEEK

## MAKE IT STICK

Especially useful for:

- Those odd facts that won't stay in your head!

3 options:

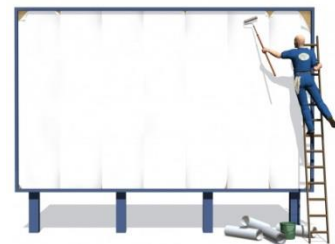
- a) **Splat** - Write the fact/date/equation on your hand, screw up your hand as if you are screwing up a piece of paper. Now 'throw' the fact at the wall as hard as you can. Imagine the fact now splattered across the wall. Visualise it carefully. Now make it grow out towards you and sink back towards the wall. Now imagine it spinning round and round on the wall and settling back to the start again. Now imagine it changing through each colour of the rainbow.



- b) **Stamp** – write the fact/date/equation on a piece of paper and put it on the floor. Now jump onto it. Imagine it transferring in ink to the bottom of your shoe. Now imagine it spreading into the bottom of your feet and travelling up through your body – like Blackpool rock! Imagine it appearing on your hands (look at your hands as you do this and 'see' it appear). Shut your eyes and open them, and it is still there. Try and rub it off but you can still see it, like indelible ink.



- c) **Billboard** – Imagine going home from school and passing a billboard, surrounded by bright lights. Into the billboard your face appears! You are holding up a sign with the equation/fact/date on it and pointing to it. You see yourself come to life in the billboard – like a Harry Potter newspaper! You are shouting out the fact and pointing to it like a crazy person.



Why does it work?

Because you're using more than one learning path: visualising, doing something physical, and involving yourself 'emotionally'.

**Source:** Jordan, A. (2013). Revision Strategies. Retrieved May 12, 2015, from <http://www.tesaustralia.com/teaching-resource/Revision-Strategies-6332265/>

# Young Australian Art and Writing Awards

Have you created a fabulous artwork or piece of writing (short story or poem) this year and would like your work recognised Nationwide?

Enter the Young Australian Art and Writing Awards.

All entries need to be in to me by Friday 11 September 2015 (Week 9)

See Mrs Owen for more details.

## 2015 Premier's Reading Challenge

Congratulations to **Joshua Redgrove and Fayth Etherington** for completing the Premier's Reading Challenge this year.

They both read 20 books in the allocated time frame.

Joshua and Fayth will be presented with their certificates when they have been issued. Well done, Joshua and Fayth.

It's great to see students challenging themselves through their love of reading.

### Need Help?

Make sure you ask us for help.

Happy Reading and Studying!

**Mrs Owen – Teacher Librarian & Mrs Sweep – SAS Library**

